



TYPHOON/CYCLONE PREPAREDNESS PLANNING FOR PROPERTY



The only difference between a typhoon, cyclone and hurricane is storm location. If you're in the Northwest Pacific, it's known as a typhoon. If you're in the South Pacific and Indian Ocean, it's a cyclone. And if you're in the Atlantic and Northeast Pacific, it's a hurricane.

TYPHOON/CYCLONE PREPAREDNESS PLANNING FOR PROPERTY

While typhoons/cyclones can occur at any time of the year, the typhoon/cyclone season in Asia generally occurs from June to November, with a peak between August and October.

When these storms hit, they can lead to other devastating natural catastrophes that damage property and infrastructure.

As typhoons/cyclones can't be prevented, it's important to be proactive and not wait to react until the last minute. Being underprepared can lead to significant damage, while taking simple actions in advance can help to minimise this.

This document highlights some major issues you can address in regards to typhoon/cyclone preparedness.

What happens in a typhoon/cyclone

When a typhoon/cyclone hits, you can expect high winds, lots of rain, increased wave heights, floods and even landslides. Much of the damage to property results from water and flying projectiles rather than actual wind force.

Be prepared before typhoon/cyclone season arrives


A typhoon/cyclone preparedness plan can be split into three sections:

1. Before typhoon/cyclone season approaches
2. 36 - 24 hours before the typhoon/cyclone hits, and
3. After the typhoon/cyclone

Typhoon/Cyclone Preparedness Team

You should assemble a Typhoon/Cyclone Preparedness Team (TPT) made up of senior individuals and led by a project manager. Each member of the team should:

- Be allocated very specific tasks to perform
- Be given the authority to implement these tasks
- Help to procure all necessary materials to minimise damage



Being prepared 36 to 24 hours before

At this point, you should be aware if a typhoon/cyclone is likely. Each member of the team should:

- Head to the pre-determined 'control centre'
- Activate their plan
- Document, photograph and video the building to support any insurance claims

After the storm

The team should work together to:

- Repair
- De-water
- Reconnect

Before Typhoon/Cyclone Season

After assembling a TPT of senior individuals, allocate responsibilities to each team member so everyone is clear on their role when a typhoon/cyclone is imminent.

Allocate an individual to monitor typhoon/cyclone direction and speed

This individual should:

- Monitor potential typhoons/cyclones using one of numerous sources on the web
- Alert the TPT when a typhoon/cyclone is forming
- Call a meeting of the TPT 48 hours in advance of any potential storm
- Lash down moveable objects
- Clear drains and gutters
- Disconnect non-essential power and gas

Allocate an individual to adequately stock equipment

This individual should procure:

- Sandbags to prevent site flooding
- Strapping, ropes and banding to secure moveable objects
- Anchors to secure moveable objects to immovable objects, e.g. concrete blocks and screws
- Wood, tarpaulins and netting to cover vulnerable plants and equipment
- Diesel generators and water pumps (with enough fuel to last)


Allocate an individual to identify flood-prone areas such as foundations and basements, and to decide how to evacuate the water.



TYPHOON/CYCLONE PREPAREDNESS PLANNING FOR PROPERTY


36 to 24 hours before the typhoon/cyclone hits

- Arrange a meeting for the TPT to check through the plan
- Relocate moveable objects to a safe indoor area, where possible
- Secure moveable objects, e.g.
 - Strap or anchor fences, trailers, sign posts, etc.
 - Cut any weak tree branches and secure vulnerable trees
- Check all vulnerable areas, repair and secure roof flashing, and establish good general building condition
- Clear all drains and gutters. If appropriate, create storm drains to channel water away from the site
- Protect vulnerable equipment with waterproof covering
- Board up and close windows, doors and any open parts of the property
- Elevate goods and equipment on ground floors/basements that are vulnerable to flooding
- Disconnect all non-essential services such as gas, electricity and water, where possible
- Cap/cover pipe ends to avoid water ingress
- Secure openings against flooding, especially underground works
- Refill diesel generator and charge all communications equipment
- Document, photograph and video the building pre-typhoon/cyclone to support any insurance claims



After the Typhoon/Cyclone

- Ensure increased focus on safety as building structure may be weakened
- Commence clearing operation
- Use pumps to immediately remove any water from foundation/basements
- Engage specialised contractors to check all utilities for damage and/or leaks before reconnecting the electricity and gas
- Document, photograph and video the building post-typhoon/cyclone to support any insurance claims
- Check all fire protection systems to ensure they are in good working order
- Re-clear all drains, gutters and storm drains



TYPHOON/CYCLONE PREPAREDNESS PLANNING FOR PROPERTY

CONTACT US

HONG KONG

Suite 2201, 22/F,
One Island East
Taikoo Place
18 Westlands Road
Quarry Bay
Hong Kong
T: +852 2968 3000
E: hkhotline@awac.com

MALAYSIA

A-33A-10
Menara UOA Bangsar
No.5, Jalan Bangsar Utama 1
59000 Kuala Lumpur
Malaysia
T: +603 2710 0940
E: info.malaysia@awac.com

SINGAPORE

8th Floor
60 Anson Road #08-01
Mapletree Anson
Singapore
079914
T: +65.6423.0888
E: sg.customerservice@awac.com

SYDNEY

Level 21
Australia Square
264 George Street
Sydney, NSW 2000
T: +612.8015.2500
E: info.australia@awac.com



RISK MANAGEMENT

alliedworldinsurance.com

This information is provided as a general overview for agents and brokers. Allied World Assurance Company, Ltd is incorporated in Bermuda with limited liability. Coverage will be underwritten by the Hong Kong branch office of Allied World Assurance Company, Ltd, which is regulated by the Insurance Authority, the Singapore branch office of Allied World Assurance Company, Ltd, which is regulated by the Monetary Authority of Singapore, the Australia branch office of Allied World Assurance Company, Ltd, or by our Lloyd's Syndicate 2232, as applicable. Syndicate 2232 is managed by Allied World Syndicate Services (Singapore) Pte. Ltd., which is regulated by the Monetary Authority of Singapore. Coverage is only offered subject to local regulatory requirements and through licensed agents and brokers. Actual coverage is subject to the terms, conditions and exclusions of the actual policy issued. © 2024 Allied World Assurance Company Holdings, Ltd. All rights reserved.